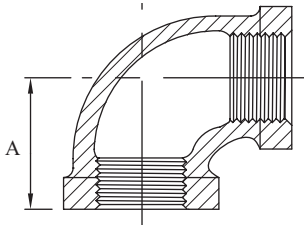
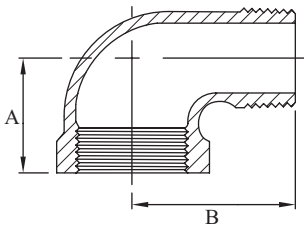


Stainless Steel 90 deg F/F Elbows



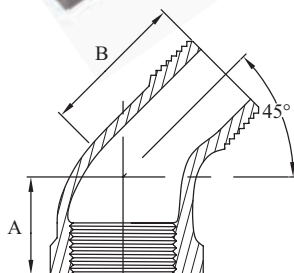
316 '150lb' Stainless Steel 90 Degree F/F Elbows			
AAP CODE	IMPERIAL SIZE	A	APPROX KG/PC
SSE06	1/8	17	0.02
SSE08	1/4	19	0.02
SSE10	3/8	23	0.04
SSE15	1/2	27	0.09
SSE20	3/4	32	0.11
SSE25	1	38	0.15
SSE32	1 1/4	45	0.24
SSE40	1 1/2	48	0.33
SSE50	2	57	0.61
SSE65	2 1/2	69	0.83
SSE80	3	78	1.38
SSE100	4	96	3.40

Stainless Steel 90 Deg M/F Elbows



316 '150lb' Stainless Steel 90 Degree M/F Elbows				
AAP CODE	IMPERIAL SIZE	A	B	APPROX KG/PC
SSEMF06	1/8	17	26	0.02
SSEMF08	1/4	19	31	0.03
SSEMF10	3/8	23	39	0.04
SSEMF15	1/2	27	41	0.07
SSEMF20	3/4	32	47	0.11
SSEMF25	1	38	53	0.18
SSEMF32	1 1/4	45	63	0.30
SSEMF40	1 1/2	48	69	0.34
SSEMF50	2	57	80	0.57
SSEMF65	2 1/2	69	83	0.85
SSEMF80	3	78	94	1.32
SSEMF100	4	96	115	2.65

Stainless Steel 45 Deg M/F Elbows



316 '150lb' Stainless Steel 45 Degree M/F Elbows				
AAP CODE	IMPERIAL SIZE	A	B	APPROX KG/PC
SSEMFF15	1/2	21	40	0.1
SSEMFF20	3/4	25	45	0.1
SSEMFF25	1	29	46	0.2
SSEMFF32	1 1/4	33	51	0.3
SSEMFF40	1 1/2	37	55	0.3
SSEMFF50	2	42	60	0.5