



**TORO**<sup>®</sup>



**FLEX CONNECT™**  
LAYFLAT CONNECTION SYSTEM

**GET THE BENEFITS OF  
PRE-INSTALLED FITTINGS...**

- ✓ Quick Installation
- ✓ Less labor time and costs
- ✓ Less Leaking
- ✓ Easy storage

**WITHOUT THE DRAWBACKS**

- ✓ More design flexibility with custom fitting spacing for irregular shaped fields
- ✓ More layout flexibility from season to season
- ✓ More durable tubing
- ✓ Longer product life



## FLEX CONNECT™ LAYFLAT CONNECTION SYSTEM

### **SIMPLE**

**Optimum-sized eye connection with locking nut provides secure, quick and easy installation:**

- Minimizes installation time and labor costs
- Minimizes water leakage

### **QUICK INSTALLATION**

**Hexagon installation tool with wrench attachment helps tighten locking nut for secure connection to the Layflat hose:**

- Easy-to-grip, hand-sized tool reduces fatigue
- Bright color improves visibility

### **RELIABLE**

**Secondary closure nut further secures the valve or adapter to the eye connection:**

- Eliminates or reduces field leaks
- Available in both valve and adapter (no-valve) configurations

### **FLEXIBLE**

**The eye connection fits all tape connection sizes:**

- Flexibility to change tape sizes depending on seasonal crop
- Reduces annual fitting costs

### **LONG-LASTING**

**Curved valve is ergonomically designed for easy turning and to provide a full flow:**

- Manufactured to ISO standards with strong materials to withstand harsh weather conditions and increase life and durability of the product
- Ball valve construction reduces friction loss



### **EASY-TO-USE AND RE-USE**

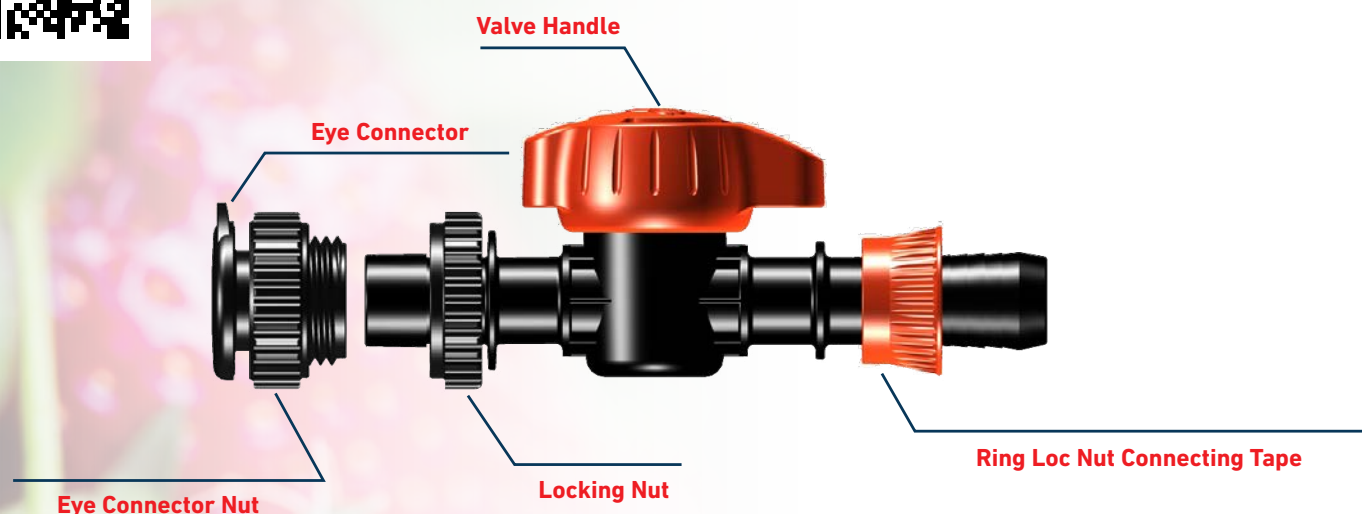
**The Flex Connect System allows the valve or adapter to be quickly and easily removed from the Layflat eye connection assembly at the end of the season. The eye connection remains fixed to the Layflat hose for ease of roll up and storage.**

- Reduces costs by extending life of Layflat and fittings
- Enables easy Layflat and fitting re-installation
- Flexibility to install additional take-off locations depending on field dimensions and crop spacing
- Optional eye connection sealing cap available to minimize intrusion of soil or foreign objects during storage

**Flex Connect fittings are not only the easiest fittings to install, remove, and reuse – but also lower system costs, minimize water leakage, and increase product life.**



SCAN ME



14 mm Layflat Hose Punch



Wrench



Hexagon Key

Sealing Cap



\*Flex Connect available in both valve and adapter (no-valve) configurations.

## INSTALLATION



**1** Punch the Layflat hose with the hose punch in the desired position.



**2** Use the hexagon key to insert the eye connector into Layflat by turning the hexagon key clockwise.



**3** Screw the eye connector nut and secure it using the wrench of the hexagon key.












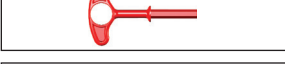
**4** Insert the desired Flex-Connect valve or adapter into the eye connector. Ensure that the taper connection is firmly secured.



**5** Secure the valve\* or adapter with the locking nut.



## PRODUCT PACKAGING & SPECIFICATIONS

	PART NUMBER	DESCRIPTION		QUANTITY PER PACK	PACKS PER CARTON	WEIGHT PER CARTON		DIMENSION OF ASSEMBLED PRODUCTS							
						lbs	kg	HEIGHT		WIDTH		LENGTH		WEIGHT	
								in	cm	in	cm	in	cm	oz	g
	T-FTV5-RL-LF	5/8" Tape Ring Loc x Flex Connect Layflat Shutoff Valve		50	5	22.5	10.2	1.7	4.3	1.3	3.3	3.3	19	20	88
	T-FTV7-RL-LF	7/8" Tape Ring Loc x Flex Connect Layflat Shutoff Valve		50	4	20.7	9.3	1.8	4.3	1.3	3.3	4.9	12.4	1.5	42.52
	T-FTV5-LF	5/8" Tape x Flex Connect Layflat Takeoff Shutoff Valve		50	5	23.1	10.5	1.7	4.3	1.3	3.3	4.9	12.4	1.4	39.7
	T-FTV7-LF	7/8" Tape x Flex Connect Layflat Takeoff Shutoff Valve		50	4	24.0	10.9	1.8	4.3	1.3	3.3	5.1	12.9	1.8	51.0
	T-FTA5-LF	5/8" Tape x Flex Connect Layflat Takeoff		50	10	27.0	9.4	2.1	5.3	1.4	3.6	2.6	6.6	0.8	22.7
	T-FTA7-LF	7/8" Tape x Flex Connect Layflat Takeoff		50	7	24.7	11.2	2.1	5.3	1.4	3.6	2.6	6.6	0.8	22.7
	T-FTV5-RL-LFX	5/8" Tape Ring Loc x Flex Connect Layflat Shutoff Valve without Eye Connection		50	5	16.8	7.6	1.7	4.3	1.3	3.3	3.0	7.6	0.9	25.51
	T-FTV7-RL-LFX	7/8" Tape Ring Loc x Flex Connect Layflat Shutoff Valve without Eye Connection		50	4	13.5	6.1	1.8	4.3	1.3	3.3	4.4	11.1	0.9	25.51
	T-FTV5-LFX	5/8" Tape x Flex Connect Layflat Shutoff Valve without Eye Connection		50	5	17.4	7.9	1.7	4.3	1.3	3.3	3.1	7.9	1.0	28.3
	T-FTV7-LFX	7/8" Tape x Flex Connect Layflat Shutoff Valve without Eye Connection		50	4	16.8	7.6	1.8	4.3	1.3	3.3	4.6	11.7	1.2	34.0
	T-FTA5-LFX	5/8" Tape x Flex Connect Layflat without Eye Connection		50	10	17.2	7.8	1.4	3.6	1.1	2.8	2.8	7.1	0.5	14.2
	T-FTA7-LFX	7/8" Tape x Flex Connect Layflat without Eye Connection		50	7	17.2	7.8	1.8	4.6	1.2	3.1	2.8	7.1	0.7	19.8
	T-LF-ADPTR	Flex Connect Layflat Eye Connection with Locking Nut		50	50	45.4	20.6	1.1	2.8	1.1	2.8	0.9	2.3	0.3	8.5
	T-LF-CAP	Flex Connect Layflat Sealing Cap		50	75	39.4	17.9	1.1	2.8	1.1	2.8	0.3	0.8	0.1	2.8
	T-LF-INST	Flex Connect T-Handle Hex Tool for Layflat Installation		10	10	11.4	5.2	2.4	6.1	0.8	2.1	5.6	14.2	1.6	45.4
	T-LF-CUT14	Layflat Cutting Tool (14 mm)		1	40	18.7	8.5	6.1	15.5	1.5	3.8	6.3	16.0	6.7	189.9



## WHEN WE SAY **COUNT ON IT**, WE MEAN IT

With an expanding population, growers around the world are looking to technologies that help increase productivity of existing land and maximize precious water resources. Toro's drip irrigation solutions help growers of permanent, field and row crops around the world realize substantial benefits in yield, quality, and water savings from the precise application of water and nutrients.

Visit [toro.com](https://www.toro.com) or call **(877) 373-0087** for more information or to find your local Toro dealer. Visit [driptips.toro.com](https://www.driptips.toro.com) to learn more about drip irrigation and how it can help your farm.

© 2020 The Toro Company.  
All Rights Reserved. Printed in the USA.

Toro Ag  
1588 N. Marshall Avenue  
El Cajon, CA 92020-1523, USA  
Tel: + (877) 373-0087 or + 1 (619) 596-2495  
Fax: +1 (800) 892-1822 or + 1 (619) 258-9973  
[toro.com](https://www.toro.com)



**ALT332**  
06/20

*Products depicted in this literature are for demonstration purposes only. Actual products offered for sale may vary in use, design, required attachments and safety features. We reserve the right to improve our products and make changes in specifications, design and standard equipment without notice and without incurring obligation. See your dealer for details on all our warranties.*